



FLEET.CHRYSLER.COM // 1-800-999-FLEET(3533)



FCA | FLEET LAW ENFORCEMENT VEHICLES



Since the time of printing, some of the information you'll find in this brochure may have been updated. Ask your dealer for details. Some of the equipment shown or described throughout this catalog may be available at extra cost. Specifications, descriptions, illustrative materials and all competitive comparisons contained herein are as accurate as known at the time this publication was approved for printing. FCA US LLC reserves the right to discontinue models at any time or change specifications without notice or without incurring obligation. All options are required in combination with other options. Vehicle images throughout are shown with additional accessories. For the price of the model with the equipment you desire, or verification of specifications contained here, see your dealer. Chrysler, Dodge, Durango, Ram, the Ram's Head logo, Charger, Charger Pursuit, All-Secure, HEMI, Mopar, Pentastar, ParkSense, ParkView, ProMaster, RamBox, Sentry Key, TorqueFlite and Uconnect are registered trademarks, and Keyless Enter 'n Go is a trademark of FCA US LLC. ©2015 FCA US LLC. All Rights Reserved. Bluetooth is a registered trademark of Bluetooth SIG, Inc. Edmunds and the Edmunds.com logo are registered trademarks of Edmunds.com, Inc. Goodyear is a registered trademark of The Goodyear Tire & Rubber Company. Havis is a registered trademark of Havis, Inc.

¹Transferable. See your dealer for complete details and a copy of the 5-Year/100,000-Mile Powertrain Limited Warranty. ²Always drive carefully, consistent with conditions. Always wear your seat belt and obey traffic laws. ³Phone must support Bluetooth Phone Book Access Profile (PBAP). ⁴Always check entire surroundings before backing up. ⁵The Advanced Front Air Bags in this vehicle are certified to the new U.S. federal regulations for advanced air bags. Children 12 years old and younger should always ride buckled up in a rear seat. Infants in rear-facing child restraints should never ride in the front seat of a vehicle with a passenger front air bag. All occupants should always wear their lap and shoulder belts properly. ⁶Always sit properly with the head restraint properly adjusted. Never place anything in front of the head restraint. ⁷Based on the latest available competitive information. Class is based on large commercial van segment (Class 2). ⁸Ram vehicles are covered by a FCA US LLC 3-Year/36,000-Mile Basic Limited Warranty. See your dealer for a copy of this limited warranty. Excludes normal maintenance and wear items. ⁹EPA estimated.



RAM 1500 SPECIAL SERVICE ★ DODGE CHARGER PURSUIT ★ DODGE DURANGO SPECIAL SERVICE

PERFORMANCE MEETS CAPABILITY



The Chrysler Law Enforcement and Special Service vehicles deliver what counts: **proven power, exceptional safety and security, and remarkably efficient performance.**

Led by the muscular 5.7L HEMI® V8-powered all-wheel-drive Dodge Charger Pursuit police vehicle, **this dedicated lineup now covers virtually every vehicle segment.** Carrying the pickup class is the Ram 1500 Special Service, a spacious Crew Cab with the **attitude and reliability that creates the ideal partner.** When only an SUV will do the job, the super-capable Dodge Durango Special Service is the answer. The portfolio grew significantly last year with the introduction of the cavernous and upfit-friendly Ram ProMaster® models. With **multiple best-in-class assets (including class-leading payload⁽⁷⁾ and standard V6 horsepower)⁽⁷⁾** Ram ProMaster enables departments of all sizes with proven **performance and a smartly designed, ready-for-upfit interior** that invites virtually unlimited possibilities for customization. The common DNA? **Quality. Every vehicle features our unsurpassed and fully transferable 5-Year/100,000-Mile Powertrain Limited Warranty.⁽¹⁾**

5 YEAR / 100,000 MILE
POWERTRAIN LIMITED WARRANTY⁽¹⁾

As tough as the vehicles themselves: augmenting the bumper-to-bumper 3-Year/36,000-Mile Basic Limited Warranty⁽⁸⁾ is the impressive protection of the 5-Year/100,000-Mile Powertrain Limited Warranty.⁽¹⁾ Covering the engine, transmission and drive axles, it's fully transferable—a bottom-line advantage to your jurisdiction when it comes to resale value.



AUTHORITY WITH NO COMPROMISES



Dodge Charger Pursuit. All-wheel-drive and rear-wheel-drive versions. Outstanding build quality that focuses on strength and durability. A raft of improvements inside and out give Pursuit greater street presence, tougher performance characteristics—and greater officer safety.

ALL MODELS: A NEW DESIGN.

Modified front end with new fascia. New, terrain-friendly rear end. New sculpted hood. New treatments to headlamps and rear lights that offer greater visibility.

NEW ELECTRIC POWER STEERING.

For rear-wheel-drive Charger Pursuit, we've employed non-contacting torque and position sensors, new integrated controller and new brushless DC motor. Benefits include improved fuel economy, brake distribution rejection and wheel balance rejection.

INTUITIVE AND INTELLIGENT ALL-WHEEL-DRIVE (AWD).


Our system is so sophisticated, it senses the need for control—and automatically responds, switching from two-wheel-drive into all-wheel-drive with no operator input required.

The triggers that engage AWD include activation of the windshield wipers, employment of the AutoStick, when the outside temperature is below 37°F—and more. With its active transfer case and front axle disconnect, count on no-nonsense road manners with the strength and reliability from a tuned performance suspension.



NEW BRAKES: BIGGER, BETTER, BREATHING EASIER.

The Charger Pursuit brakes feature larger rotors (now upped to a 370-mm diameter and a 32-mm width), enhanced front and rear calipers (now cast-iron, with larger brake pads), and new iron camber-link/cross-axis ball joints (tougher and more durable). We also added new specific brake ducts to force more air into the system and optimize braking performance.



BENEFITS: a superior 60–0 mph stopping distance; outstanding braking over a wide range of road surfaces, grades and weather conditions; greater longevity, minimizing maintenance.

NEVER SETTLE FOR SECOND PLACE



When only first place will do, Charger Pursuit is ready to achieve it. Racetrack-inspired transmission technology and award-winning engines stand ready to serve.

THE POWER OF PENTASTAR®

So refined and efficient, it's won major awards for its performance attributes. It's a natural for this tough application.

THE LEGENDARY HEMI® V8.

With its dual rear exhaust and 370 horsepower, the 5.7-liter HEMI V8 (available for RWD models and standard on AWD Pursuit) delivers uncompromising performance.



3.6L PENTASTAR V6



5.7L HEMI V8

STANDARD	TRANSMISSION	FUEL ECONOMY*
3.6L Pentastar VVT V6 292 hp @ 6,350 rpm (est) 260 lb-ft of torque @ 4,800 rpm	5-speed AutoStick rear-wheel-drive	18 city / 26 hwy / 21 combined mpg
STANDARD RWD / AVAILABLE AWD		
5.7L HEMI VVT V8 with Fuel Saver Technology 370 hp @ 5,250 rpm (est) 395 lb-ft of torque @ 4,200 rpm	5-speed AutoStick rear-wheel-drive	16 city / 25 hwy / 19 combined mpg
	5-speed AutoStick all-wheel-drive	15 city / 23 hwy / 18 combined mpg

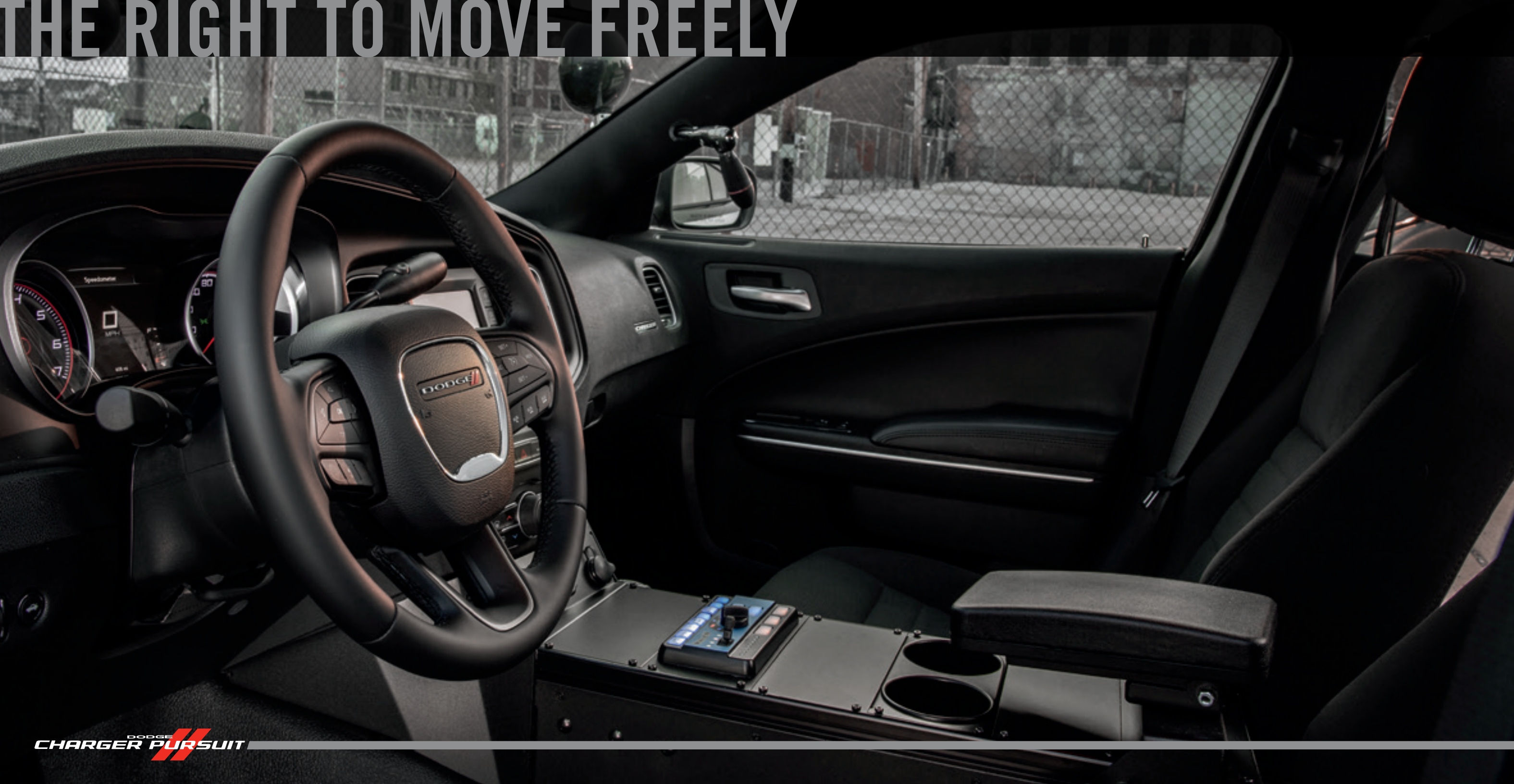
*2015 EPA estimated ratings.



FIVE-SPEED AUTOMATIC TRANSMISSION WITH AUTOSTICK.

Exclusive to Dodge Charger Pursuit. The AutoStick provides critical up- and downshifting for phenomenal control on the highway —while meeting the varying and unpredictable dynamics of typical city and suburban driving. Driver-oriented and racetrack-inspired, it offers convenient, electronically controlled rocker switches on the column-mounted shifter; access and response are instant.

THE RIGHT TO MOVE FREELY



Charger Pursuit is designed to be a practical workspace, and stands out as the sole police vehicle with a standard antitheft device.

UNCOMPROMISING PROTECTION.

Steering column and steering wheel feature energy-absorbing construction. Seats are positioned over an advanced high-strength steel frame with crossmembers engineered to reduce vehicle twisting. The roof structure utilizes advanced high-strength steel for outstanding resilience. Transformation Induced Plasticity (TRIP) steel in the body provides weight efficiencies while still meeting stringent side-impact objectives.

CUSTOM-DESIGNED FOR POLICE WORK.

Standard Vehicle System Interface Module (VSIM) streamlines upfits—now with new programmable switches. Customized seats feature a designed-in “scoop” for a duty belt. Column-mounted shifter opens up room for laptops. Seven-inch multiview Thin Film Transistor (TFT) reconfigurable instrument cluster displays full, vibrant color with crisp clarity. Center console with USB port joins a cruiser pre-wired for connectivity.

NEW: FLEET PARK ASSIST GROUP AND STANDARD SECURE PARK SYSTEM.

Available for Pursuit: the new Fleet Park Assist Group, which bundles REAR PARK ASSIST⁽⁴⁾ (detects objects when in Reverse at low speeds, with readouts displayed in the cluster) and PARKVIEW^{®(4)} (provides a wide-angle view of the rear area, displaying it on the Uconnect[®] touchscreen; on-screen dynamic gridlines help guide into narrow parking spaces). Standard equipment on Charger Pursuit includes the indispensable SECURE PARK SYSTEM, which locks the vehicle in Park while the engine is running, making Pursuit **the only police vehicle on the market with a factory-installed antitheft device.**

ESCAPING NOTICE: THE STEALTH MODE.

Transform Charger Pursuit into an undercover observer. Strategic interior lights shut off, others dim. A low-intensity red dome light provides minimal interior illumination, making the cruiser virtually incognito to the outside world.

BUILT TO PROTECT AND SERVE



INSIDE AND OUT, IT'S ALL ABOUT SAFETY.

These jobs rank among the most challenging—which is why our engineers **made occupant safety a top priority in every vehicle in the entire Pursuit and Special Service lineup.** Charger Pursuit exemplifies the extra efforts: this is a vehicle designed to protect those who protect us all.

ADVANCED, HIGH-STRENGTH PROTECTION.

Our focus on safety and security encompasses every vehicle in this portfolio.

Using Charger Pursuit to illustrate this commitment, features range from toughened side-door guard beams, increased roof strength and reactive head restraints⁽⁶⁾ to three air bag⁽⁵⁾ systems with seven standard air bags.⁽⁵⁾ The Dodge Charger Pursuit unibody employs advanced high-strength steels placed in strategic positions. **Our high-strength steel is the same material that supports bridges and skyscrapers, and the steel used to protect the interior is similar to that used in submarine hulls.** Strength is so formidable, it meets or exceeds tough federal requirements and those used by the respected Insurance Institute for Highway Safety (IIHS) in their testing protocols.

AUTOMATIC LOCK-UP WITH SECURE PARK. PURSUIT STANDS ALONE—AND ON TOP.

It's standard equipment on every Charger Pursuit—and it's **the only factory-installed anti-theft device in the police vehicle marketplace.** Secure Park protects an unoccupied Pursuit from theft while idling. With the fob in the officer's possession, and Secure Park activated, the vehicle cannot be driven without it. Secure Park maintains power for police equipment (emergency lights, etc.) while eliminating the worry and possibility of vehicle removal by an unauthorized person.

CHARGER PURSUIT CONTROL: ESC⁽²⁾ AND THE PERFORMANCE SUSPENSION.

Technical variations of the comprehensive Electronic Stability Control (ESC)⁽²⁾ system are on every vehicle in our Law Enforcement portfolio. **Each is engineered explicitly for the specific vehicle and its unique properties.** The Dodge Charger Pursuit version employs ultra-large rotors in the upgraded four-wheel, heavy-duty antilock brake system (ABS), with All-Speed Traction Control adding to overall confidence. **The Pursuit ESC⁽²⁾ system is a responsive, two-mode driver-controlled version; officers can choose between full or partial functionality, based on conditions and preference.**

FRONTAL CRASH MANAGEMENT ZONE.
Energy-absorbing frame rails work to direct impact energy and manage energy absorption.

INTERIOR HEAD IMPACT PROTECTION.
Strategically positioned urethane foam inserts in the pillars, headers and roof rails increase roof rigidity and aid in the event of interior head impact.

COVERING YOUR BACK AND SIDES.
The available tough front steel seatback panel inserts help protect officers from rear-seat detainees with a sharp object.

SIDE-DOOR GUARD BEAMS.
Mounted strategically across the interior door panels to protect against side impacts.

BRAKE ASSIST.
Standard, it applies continuous and maximum braking pressure in the event of a panic or emergency stop.

REAR CRASH MANAGEMENT ZONE.
Built to absorb and dissipate crash energy around the occupant compartment.


SAFETY CAGE BODY STRUCTURE.
We employ high-strength steel, aluminum and advanced plastics, all designed to support the Frontal Crash Management Zone and to redirect crash energy away from the occupant compartment.

BALLISTIC DOOR PANELS.
Available inserts are so strong, they exceed the rigorous NIJ Level III standards.

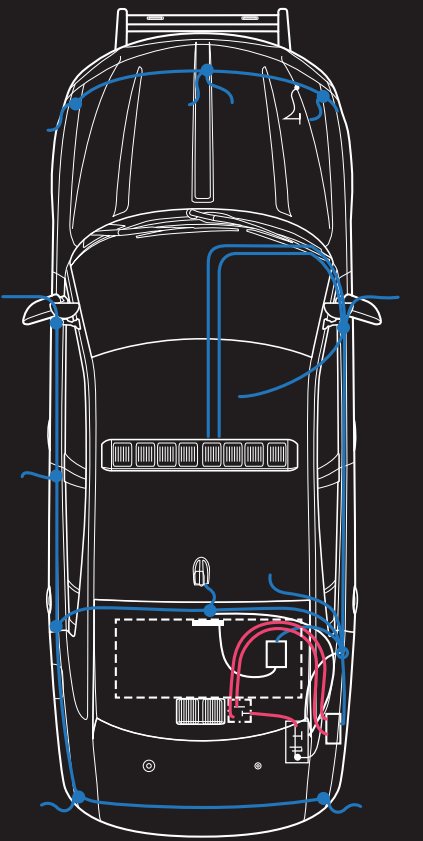
CROSS-CAR IMPACT BEAMS.
Contribute to structural rigidity and work to decrease body twisting.

RAIN BRAKE SUPPORT.
When the windshield wipers are engaged, this standard system pulses the brake pads gently against the rotors to keep them dry.

NEW, MORE VISIBLE REAR LIGHTS.
They give Pursuit greater outward visibility and presence to further protect officers.



UPFITS: EASY, FAST, ECONOMICAL



A NEW À LA CARTE ORDERING SYSTEM FROM THE MOPAR® CUSTOM SHOP. One important aspect for Charger Pursuit is **not** the same: **our new turnkey solution to customize your cruiser to your exact needs.** Easy-to-order à la carte aftermarket products from established suppliers give you competitive pricing, faster responses and convenient invoicing through your dealer. **Every one is specifically engineered for Pursuit, and every one is covered by our 3-Year/36,000-Mile Warranty⁽⁸⁾**

BASE POLICE PREP PACKAGE (AYE)
Our comprehensive Police Prep Package is the start; all options build on this. Included:
— Front and Rear Wire Harness — Trunk Tray
— Power Distribution Center — Cooling Fan
— Siren Speaker and Bracket

POLICE CENTER CONSOLE (CUG)
Aluminum and steel console measures 24 inches in length, with a tilt-and-swivel armrest, cup holder, filler plates to enclose console top and two ports for 12-volt ignition power; includes standard USB and auxiliary input jacks for mobile devices.

BALLISTIC DOOR PANELS (XDV, XDG)
The nightmare of any police force or officer is to encounter gunfire. Our available ballistic front-door panels can withstand significant firepower, repelling calibers with such strength that they exceed the standards established by the National Institute of Justice (NIJ) for Level III protective devices.

STEEL SEATBACK PANELS (CBT)
Available front steel seatback inserts protect officers from rear-seat detainees who might have a sharp object.

VINYL GRAPHIC VEHICLE WRAPS
Chip resistant, ready to protect and under warranty, these wraps personalize the identity of your Charger Pursuit, and fit with custom-cut accuracy. Wraps can be applied to the front doors only (M2B), all doors (M2C), roof (M3G), hood (M3F) and deck lid (M3H).

WIRE PREP PACKAGE (AYW)
Indispensable to police operations, the Wire Prep Package includes all harnesses for easy aftermarket installation of electronics. Complete details are to the right.

SPARE TIRE RELOCATION BRACKET (TBH)
Required with the Base Prep Package. Spare tire bracket is relocated to fit neatly beneath the trunk tray.

COMPREHENSIVE: THE WIRE PREP PACKAGE (AYW) AND POWER DISTRIBUTION CENTER (PDC). Electrical engineering at its best: full wiring harness and distribution center for fast, economical upfits.

- 220-amp Power Distribution Center
- Two 100-amp main fuses and relays for all added circuits
- Thirteen pre-wired light head locations with power for lightbars and interior lighting needs
- Clearly labeled circuits for all police equipment, with coded wires and connectors throughout the system
- Complete system grounding points for easy and reliable connections
- Horn Sense circuits with trunk accessibility to this frequently used device
- Timer jumper wire with ignition sense—a design that simplifies the installation of cameras, computers, ticket printers and modems

RAM 1500 SPECIAL SERVICE



Heavy-duty in attitude and design, this Ram 1500 Crew Cab model covers it all: impressive comfort and capability with proven strength—ideal credentials for a Special Service pickup.

BENCHMARK CAPACITY—EVERYWHERE.

This generous interior delivers impressive comfort for five, unique rear in-floor storage bins (removable and drainable), and underseat storage. To that, add 4x4 engineering, a heavy-duty 220-amp alternator, a 5-foot 7-inch cargo bed with factory-installed spray-in bedliner, with a Class IV hitch receiver delivering commercial-grade towing and payload numbers—all standard.

WORKHORSE-LEVEL CAPABILITY.

Cargo-carrying and trailering with this pickup comes from a heritage of meeting industrial-level needs. When properly equipped, towing maxes out at **10,160 lb.**, with payload and hauling capacity that reaches up to **1,550 lb.**

EXCEPTIONAL HEMI® V8 PERFORMANCE.

The best engine for Special Service needs: the legendary 5.7L HEMI V8 with Variable Valve Timing (VVT), MDS Fuel Saver Technology churning out an authoritative 395 hp and 410 lb-ft of torque.



UNCOMPROMISING FLEXIBILITY



RAMBOX® WE WROTE THE LAW ON CARGO-CARRYING VERSATILITY.

The available RamBox Cargo Management System. So remarkably flexible and helpful, it stands out in the class as an innovative and stand-alone solution when you need a versatile and practical means to transport equipment.

RamBox Cargo Management is comprehensive, built around two huge side bins that still allow flat transport of standard 4x8 materials in the cargo bed. Capable of carrying and storing multiple tools and equipment, each RamBox is waterproof, illuminated, drainable and lockable—by the key fob, and through the available All-Secure® Locking System, if so equipped.

The RamBox System further employs a lightweight and robust bed extender/divider (stored at the front of the bed when not in use). The extender/divider lengthens cargo-carrying to the end of the tailgate and can flip to divide cargo within the bed space. Adjustable bed rails and tie-down cleats are also included.

Authentic Accessories by Mopar® offer the finishing touches. Below: the perfectly fitting available “holster” to secure long guns. RamBox sets this Ram Special Service vehicle apart from any other out there. You can find out more anytime at ramtrucks.com



DODGE DURANGO SPECIAL SERVICE



One fully equipped Special Service SUV. Two outstanding engine choices. And from there, multiple improvements to the civilian version that serve to set this Durango Special Service vehicle dramatically apart. This is where capability, a huge interior for people and cargo, and benchmark performance perfectly meld with outstanding safety and security features.

AVAILABLE ALL-WHEEL DRIVE (AWD).

Durango Special Service ramps up all-around capability with an available All-Wheel-Drive version that offers serious traction and road manners on a wide variety of streets and road surfaces.

CAPABILITY THAT COMPLETELY MEASURES UP.

The available Towing Prep Package boosts capability to the levels demanded by Special Service needs. This Durango achieves up to 7,400-lb trailering when properly equipped.

SO COMPLETELY OUTFITTED, IT WARRANTS ITS OWN SPECIAL GROUP.

The Special Service Group separates this tough-as-nails Durango from the street versions. In short, amenities here include a battery upgraded to 800 cold cranking amps; the heavy-duty engine cooling package, also upgraded; heavy-duty 220-amp alternator to handle the ancillary electronics; a heavy-duty braking package; spotlight wiring pre-prep; a rear load-leveling suspension system—and much more.

STANDARD POWER: THE 3.6L PENTASTAR® V6/TORQUEFLITE® 8.

Right off the bat, Durango Special Service delivers strength with built-in economies of scale. The Pentastar V6 is E85- (ethanol-) compatible, delivering 290 hp/260 lb-ft of torque. It's backed with the fluidly smooth performance of the TorqueFlite 8 eight-speed automatic transmission.

UNQUESTIONABLY IN CHARGE: THE 5.7L HEMI® V8.

Certain Special Service needs demand one of our finest powerplants. The available 5.7L HEMI V8 is more than a legend at your service. Rely on 360 hp and 390 lb-ft of torque for every ounce of capability required by the job—and add the accountant- and bottom-line-friendly Fuel Saver Technology to get the most from every drop of unleaded regular.



RAM PROMASTER® BEST-IN-CLASS WHERE IT COUNTS THE MOST



A VAN FIT FOR ANY UPFIT.

With 14 possible configurations, and towing up to 5,100lb when properly equipped, Ram ProMaster® models are designed to meet every need. This 159-inch-wheelbase 3500 Cargo Van with available High Roof is outfitted as a transport van, an aftermarket upfit by Havis.®

POWERFUL DRIVETRAINS.

Standard powertrain: 3.6L Pentastar® V6 and 6-speed automatic, for best-in-class⁽⁷⁾ standard V6 280 horsepower with 260 lb-ft of torque. Available: the torque-friendly 3.0L EcoDiesel I4 mated to the class-exclusive⁽⁷⁾ 6-speed Dual Active Drive automated manual transmission.

SAFETY AND SECURITY.

Impressive standard safety and security features include Electronic Stability Control (ESC)⁽²⁾ and an advanced air bag⁽⁵⁾ system, both standard. The available high-mounted ParkView® Rear Back-Up Camera System⁽⁴⁾ improves confidence and adds to capability when backing up.

Flexible. Strong. Versatile. Count on three wheelbases, four body lengths, two roof heights and so many best-in-class assets, they create the ideal Special Service partner. Among them:

BEST-IN-CLASS⁽⁷⁾

- **PAYLOAD.** It's a class-leading 4,440 lb.
- **STD V6 HORSEPOWER.** The 3.6-liter Pentastar V6 churns out 280 hp and 260 lb-ft of torque.
- **TURNING DIAMETER.** With the short-wheelbase models, a mere 36.3 feet.
- **OIL CHANGE INTERVALS.** Available 3.0L EcoDiesel I4 intervals: up to 18,500 mi.
- **LOWEST LOAD FLOOR HEIGHT.** Only 21 inches from ground to flat floor.
- **STANDARD CARGO HEIGHT.** Standard roof: 65 inches; available High Roof: 76 inches from floor to ceiling.
- **CARGO WIDTH BETWEEN THE WHEEL WELLS.** Rear- or side-loading both accommodate a typical pallet.

CLASS-EXCLUSIVE⁽⁷⁾

- **DUAL ACTIVE DRIVE TRANSMISSION.** Mated to the EcoDiesel: an automated manual clutchless transmission.
- **FRONT-WHEEL DRIVE (FWD).** Lower load floor, superb road manners and economical use of space.

A 2014 EDMUNDS.COM "BEST RETAINED VALUE" AWARD. Outstanding performance meets exceptional resale value.

UNSURPASSED POWERTRAIN WARRANTY. Our 3-Year/36,000-Mile Bumper-to-Bumper Warranty⁽⁸⁾ is backed by our fully transferable and unsurpassed 5-Year/100,000-Mile Powertrain Limited Warranty.⁽¹⁾



RAM PROMASTER®

SELECTED FEATURES AND OPTIONS	Cargo	Windowed	Chassis Cab	Cutaway
ENGINES AND TRANSMISSIONS				
3.0L EcoDiesel I4 Engine with 6-speed Dual Active Drive Automated Manual Transmission (EXG)	0	0	0	0
3.6L Pentastar® V6 Engine with 6-speed Automatic Transmission (ERB)	•	•	•	•
MECHANICAL FEATURES				
Alternator — 180-amp (BAD)	•	•		
— 220-amp (packaged with 3.0L) (BAJ)	0/•	0/•	•	•
Battery — 95-amp (BCY)	•	•	•	•
— 100-amp (packaged with 3.0L I4 EcoDiesel Turbo) (BDC)	P	P	P	P
Cruise Control (NHM)	0	0	0	0
Electronic Stability Control (ESC) ⁽²⁾ (BNB)	•	•	•	•
Engine Block Heater (3.0L EcoDiesel I4 only) (NHK)	0	0	0	0
Fuel Tank — 24-gallon (NFE)	•	•	•	•
Power Steering (SBA)	•	•	•	•
Speed Limiter — 55-mph, 60-mph, 65-mph and 70-mph (dealer-activated) (NHR)	•	•	•	•
EXTERIOR FEATURES				
Bright Grille (included in Premium Appearance Group) (MFD)	P	P	P	P
Cab-back Wall			•	
Daytime Running Lamps (LMK)	0	0	0	0
Doors, Rear — 260-degree-opening (GLF)	•	•		
Extended Wiring — Taillamp (XGF)			•	•
Front Fog Lamps (included in Premium Appearance Group) (LNU)	P	P	P	P
Front License Plate Bracket (MDA)	0	0	0	0
Halogen Headlamps (LMA)	•	•	•	•
Mirrors — Manual adjustable, manual foldaway (GTP)	•	•	•	•
— Power adjustable, heated (GTB)	0	0	0	0
— Power adjustable/power folding, heated (GTR)	0	0		
Roof Clearance Lamps — Front (LNC)	•	•	•	•
— Rear (LNG)	•	•		
INTERIOR FEATURES				
12-volt Auxiliary Power Outlet — Front (JJJ)	•	•	•	•
— Rear (JKP)	0	0		
Air Conditioning — Delete air conditioning; heater only (HCD)	0	0	0	0
— Manually controlled, with heat (HAA)	•	•	•	•
Cargo Compartment Floor Mat (CKL)	0			
Cargo Lamps — Rear (LPE)	•	•		

SELECTED FEATURES AND OPTIONS	Cargo	Windowed	Chassis Cab	Cutaway
INTERIOR FEATURES (CONTINUED)				
Cargo Partition — None (CTP)	•	•		
— With sliding window (XJ1)	0			
— Without window (CWC)	0			
Cargo Tie-downs — Floor	•	•		
— Side wall (included with Cargo Convenience Group) (CKT)	P	P		
Locking Glove Box (included with Interior Convenience Group) (JKA)	P	P	P	P
Overhead Storage (included with Interior Convenience Group) (CTA)	P	P	P	P
Power Door Locks	•	•	•	•
Rear Door Storage Net (included with Cargo Convenience Group) (CKR)	P	P		
Rear Heater and Air Conditioning Prep (HDG)	0	0	0	0
Seating Surfaces — Cloth (*A7)	•	•	•	•
— Cloth/vinyl (*B7)	0	0	0	0
Seats — 4-way manually adjustable driver and front-passenger bucket (CDN) (CDT)	•	•	•	•
— Driver 6-way adjustable with lumbar (N/A with driver suspension seat or passenger swivel seat) (CDL)	0	0	0	0
— Driver/passenger 6-way adjustable with lumbar (N/A with passenger double seat or driver suspension seat) (CDU)	0	0	0	0
— Driver suspension (N/A with driver swivel seat, heated driver seat or 6-way adjustable seat) (CXX)	0	0	0	0
— Driver swivel (requires cloth seating surfaces, N/A with passenger double seat, cargo partition or heated seat) (CEA)	0	0	0	0
— Heated driver (requires 6-way adjustable driver seat) (CMB)	0	0	0	0
— Heated passenger (requires 6-way adjustable driver/passenger seats) (CMC)	0	0	0	0
— Passenger double (CAA)	0	0		
— Passenger seat delete (CD9)	0	0	0	0
— Passenger swivel (requires cloth seating surfaces and driver swivel seat; N/A with cargo partition or heated seat) (CHR)	0	0	0	0
Steering Column — Telescoping (SUC)	•	•	•	•
Steering Wheel — Leather-wrapped (SCC)	0	0	0	0
Tire Pressure Monitoring Light (XGM)	•	•	•	•
Upfit Interface Connectors (BC3)	0	0	0	0

SELECTED FEATURES AND OPTIONS	Cargo	Windowed	Chassis Cab	Cutaway
INTERIOR FEATURES (CONTINUED)				
Wall Panels — Full side (CTE)	0			
— Lower side (CMG)	0	0		
Windows — Power (JPY)	•	•	•	•
Wood Floor — Rear (CME)	0	0		
MULTIMEDIA				
AM/FM/MP3 (RH3)	•	•	•	•
Uconnect® 5.0 (RA2)	0	0	0	0
SAFETY & SECURITY				
Air Bags ⁽⁵⁾ — Six (CG3) (CJ1) (CJ4)	•	•	•	•
ParkSense® Rear Park Assist ⁽⁴⁾ (XAA)	0	0		
ParkView® Rear Back-Up Camera ⁽⁴⁾ (XAC)	0	0		
Rear Camera Wiring Prep (XA3)	•	•		
PACKAGES AND EQUIPMENT GROUPS				
Cargo Convenience Group — Includes side-wall cargo tie-down rings and cargo net (AWF)	0	0		
Cold Weather Front Grille Cover — 3.0L EcoDiesel I4 only (XDB)	0	0	0	0
Interior Convenience Group — Includes non-locking underseat storage tray, windshield document holder, shelf above roof trim and locking glove box (AJV)	0	0	0	0
Premium Appearance Group — Includes bright grille and fog lamps (ALU)	0	0	0	0
Smoker's Group — Includes removable ashtray and cigar lighter (AWS)	0	0	0	0
Trailer Tow Group — Class IV hitch receiver and 4-/7-pin wiring harness (AHT)	0	0		

• = Standard. 0 = Optional. P = Available within Package noted in parentheses.



16-inch Steel Wheel Standard (WCS and WMN)



16-inch Wheel Cover Optional (W6A)



16-inch Aluminum Wheel Optional (WDN)

SPECIFICATIONS

ENGINES	TRANSMISSIONS	AXLE RATIO	GVWR	PAYLOAD ⁽¹⁾⁽²⁾	BASE CURB WEIGHT		GAWR		GCWR ⁽³⁾	MAX TRAIL ⁽⁴⁾⁽⁵⁾	CURB-TO-CURB TURNING (FT)
					TOTAL	FRONT	REAR				
3.6L Gasoline V6 VVT	6-speed Automatic 62TE	3.86	9,350	4,330	5,017	4,630	5,291	11,500	5,100	46.8	
3.0L Diesel I4 Turbo	6-speed Dual Active Drive Automated Manual	4.56	9,350	4,090	5,257	4,630	5,291	12,500	5,100	46.8	

NOTES: Note that all the Payload and Maximum Trailer Weights are ESTIMATED values. ⁽¹⁾Payload is rounded down to the nearest 10 lb. Payload = GVWR – Base Wt. ⁽²⁾Payload and Maximum Trailer Weight are mutually exclusive. ⁽³⁾GCWR is a defined value from vehicle development in lb. ⁽⁴⁾The recommended tongue weight is 10% for a conventional hitch and 20% for 5th-wheel or gooseneck. ⁽⁵⁾Aftermarket hitch weight is not included in the Maximum Trailer Weight. Additionally, the hitch rating and the GAWRs and GVWRs should never be exceeded.

DIMENSIONS RAM 3500 PROMASTER CARGO VAN HIGH ROOF 159-INCH EXTENDED WHEELBASE	
Vehicle Width without Mirrors (in)	82.7
Vehicle Width with Mirrors Extended (in)	98.0
Side Door Opening Width (in)	49.2
Side Door Opening Height (in)	69.0
Rear Doors Opening Width (in)	62.0
Rear Doors Opening Height (in)	70.5
Wheelbase	159
Overall Length	250
Vertical Interior Height	76

DIMENSIONS RAM 3500 PROMASTER CARGO VAN HIGH ROOF 159-INCH EXTENDED WHEELBASE	
Overall Roof Height	101
Cargo Width (at wheel well)	56
Cargo Width (at side panel)	73.4
Load Floor Length	160.2
Cargo Volume (cu ft)	463
Rear Door Swing (degrees)	260
GVWR (lb)	9,350
Max Payload (lb) (gas engine)	4,330

INTERIOR DIMENSIONS		HIGH ROOF
Interior Height		76 inches
Width at Side Panel		73.4 inches
Width at Wheel Well		56 inches
TOTAL CARGO VOLUME		463 cubic feet

EXTERIOR COLORS SPECIAL LOW-VOLUME PAINTS ARE ALSO AVAILABLE. SEE YOUR DEALER FOR DETAILS.

Bright Silver Metallic

Bright White

Deep Cherry Red Crystal Pearl

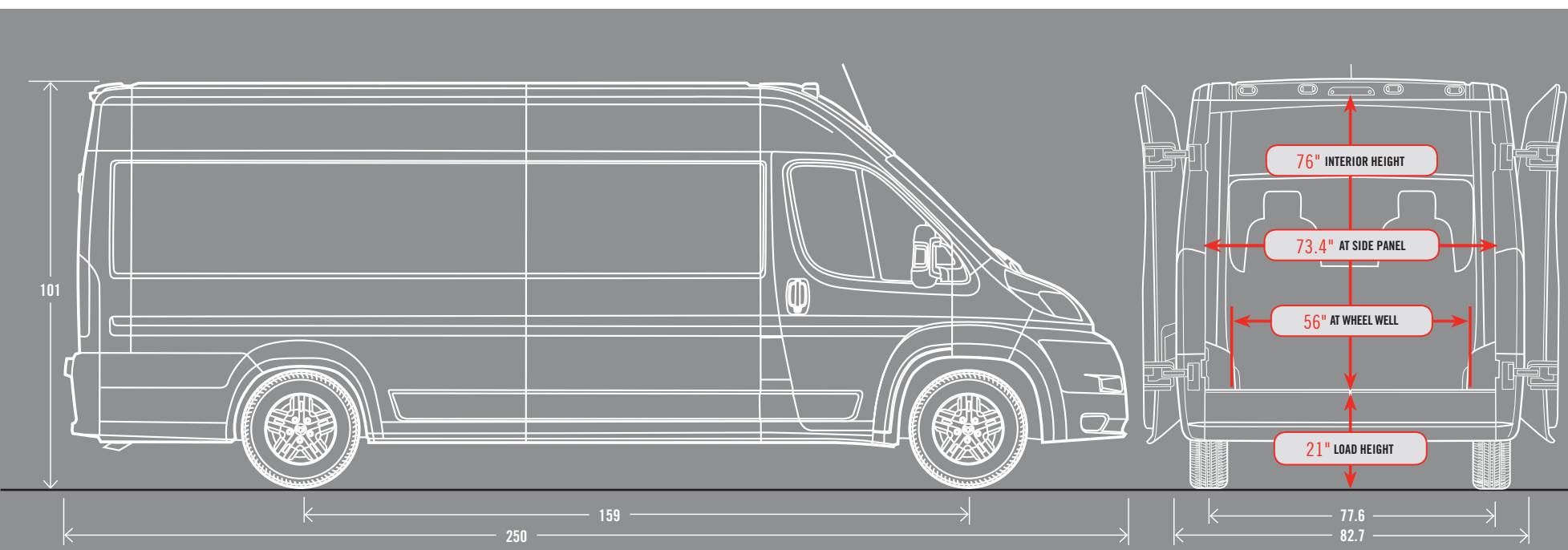
Granite Crystal Metallic

Black

Flame Red

True Blue Pearl

Sandstone Pearl



DODGE DURANGO SPECIAL SERVICE

SELECTED FEATURES AND OPTIONS	
MECHANICAL FEATURES	
Engine — 3.6L Pentastar® V6 with 8-speed Automatic Transmission (ERC)	•
— 5.7L HEMI® V8 with 8-speed Automatic Transmission (EZH)	0
Exhaust System — Single rear exhaust on right side	•
— Dual rear exhaust with bright tips (packaged with 5.7L HEMI V8 engine) (NEX)	•
All-Wheel-Drive Systems — Single-speed, full-time AWD includes NV140 transfer case (requires 3.6L V6 engine; AWD models only) (DHY)	•
— Two-speed, active-on-demand AWD (packaged with 5.7L HEMI V8 engine; AWD models only) (DKA)	•
Fuel Tank — 24.6-gallon with power-locking fuel door (NF4)	•
Alternator — Heavy-duty 220-amp (BAJ)	•
Battery — 800 cold cranking amps (BCF)	•
Brakes — Upgraded heavy-duty brake package (BR8)	•
Engine Cooling — Upgraded heavy-duty (NMC)	•
Wiring Prep — Exterior spot lamp (LNQ)	•
Suspension — Rear load-leveling suspension (SES)	•
EXTERIOR FEATURES	
Fascia — Body-color with accent-color lower, includes bright insert on front fascia lower opening (MLH)	•
Grille — Brilliant Black surround and insert, black texture (MFF)	•
License Plate Brow — Chrome, with Dodge logo, license plate lamps and lock button	•
Liftgate — Manual with lock cylinder	•
Liftgate Spoiler — Body-color, includes CHMSL	•
Lighting, Exterior — Round fog lamps, integral with front fascia (LNN)	•
— Automatic headlamps (on/off) actuate when ambient light is at low levels, includes headlamps-on-with-wipers feature (LMG)	•
— Halogen headlamps (LMB)	•
— Chrome headlamp bezels (MFP)	•
Mirrors, Exterior — Power, manual, foldaway with heating element (GTS)	•
Sill Moldings — Accent-color with bright insert (MRF)	•

SELECTED FEATURES AND OPTIONS	
EXTERIOR FEATURES (CONTINUED)	
Wheel Lip Moldings — Accent-color (MRD)	•
Wheels — 18-inch painted Tech Silver wheels (WPH)	•
Wiper System — Front, variable/intermittent with one-gallon fluid capacity (JHA)	•
— Rear, with fixed intermittent and continuous speeds, with washer (JHB)	•
INTERIOR FEATURES	
Air Conditioning — Tri-Zone Automatic Temperature Control, includes infrared sensors and rear-seat outlets (HAH)	•
Air Filtration System (JMA)	•
Cargo Area — Carpeted, with storage tray and cargo tie-down loops in floor, driver's-side storage bin, 12-volt auxiliary power outlet	•
Console — Overhead front with two LED map lamps, dome lamp with red and white lighting (CUN)	•
— Full-length front floor console with two illuminated cup holders, two-tier armrest storage (CUF)	•
Lighting, Interior — Glove box lamp, front fixed LED map lamps, 2nd-row directional LED map lamps, courtesy door lamps, overhead console, rear passenger overhead reading/courtesy lamps, cargo compartment lamp, Sapphire Blue interior switch lighting and Sapphire Blue ambient LED lighting for the front door, inside handles and map pockets	•
Rearview Mirror — Day/night (GN5)	•
Seating — Five-passenger configuration only (CYD)	•
Seats — Gradual mesh cloth low-back bucket seats with Carolina cloth bolsters (*K7)	•
— Power eight-way adjustable driver's seat (JPR)	•
— Power four-way driver's lumbar adjuster (JPU)	•
— Manual-adjusting passenger seat	•
— Front-passenger fold-flat seat (CDW)	•
Seats, 2nd-row — 60/40 split Fold-and-Tumble, with head restraints ⁽⁶⁾ for the outboard seating positions (CFN)	•
Steering Wheel — Leather-wrapped, with audio and speed controls (RDZ)	•
— Tilt/telescoping steering column (SUD)	•

SELECTED FEATURES AND OPTIONS	
SAFETY & SECURITY	
Air Bags ⁽⁵⁾ — Advanced multistage ⁽⁹⁾ driver and front-passenger, inflate with a force appropriate to the severity of the frontal or near-frontal impact (CG3)	•
— Advanced side-curtain ⁽⁵⁾ provide additional protection to front and rear outboard occupants in the event of a rollover (CJ5)	•
— Advanced supplemental front-seat-side ⁽⁵⁾ provide additional protection in the event of a side-impact collision (CGS)	•
— Driver-inflatable knee bolster ⁽⁵⁾ (CGY)	•
Electronic Stability Control (ESC) ⁽²⁾ — Includes Vehicle Stability Management System, Electronic Roll Mitigation, All-Speed Traction Control, Brake Assist and four-channel antilock brake system (ABS) (BNB)	•
Hill Start Assist — Prevents vehicle from rolling back for two seconds when starting vehicle on an incline (BNG)	•
Power Outlets — Two 12-volt, located on the instrument panel and in the rear cargo compartment (JKP) (JIM)	•
Ready Alert Braking — Anticipates situations when the driver may initiate an emergency stop and uses the ESC ⁽²⁾ pump to set the brake pads against the rotors, decreasing the time required for full brake application (BHD)	•
Sentry Key® Antitheft Engine Immobilizer — Electronic transponder in key determines if valid key is being used to start the vehicle (GXX)	•
Speakers — Six (two instrument panel-mounted 2.5-inch tweeters, two front door 6- x 9-inch full-range speakers, two rear-door 6.5-inch full-range speakers) (RCG)	•
Trailer Sway Damping ⁽²⁾ — Works in tandem with ESC ⁽²⁾ to help improve handling in adverse towing conditions caused by crosswinds and traffic (BNT)	•
Uconnect® 5.0 Radio — With AM/FM, Bluetooth® and auxiliary input (RA2)	•
PACKAGES AND GROUPS	
ParkView® Rear Back-Up Camera ⁽⁴⁾ (XAC)	0
Skid Plate Group — Includes skid plates for the fuel tank, transfer case, front suspension and front tow hooks (AWD models only) (ADL)	0
Trailer Tow Group IV — Includes Class IV hitch receiver, 7- and 4-pin wiring harness, and a full-size spare tire (AHX)	0
• = Standard. 0 = Optional.	

SPECIFICATIONS

DODGE DURANGO SPECIAL SERVICE GROUP (26X) CPOs	
5.7L HEMI® V8 with MDS Fuel Saver and VVT: 360 hp and 390 lb-ft of torque	•
220-amp alternator (BAJ)	•
115-volt auxiliary A/C outlet (JIM)	•
Spot lamp wiring prep (LNQ)	•
Reinforced door hinges	•
Engine oil cooler (NHA)	•
Additional key fob (XCH)	•
Remote keyless entry (GXM)	•
Cruise control (NHM)	•
Unique headliner/auxiliary red/white dome lamp	•
Daytime running lamps (LM1)	0

• = Standard. 0 = Optional.

DIMENSIONS/SPECIFICATIONS*	
EXTERIOR	
Wheelbase	119.8
Overall Length	201.2
Overall Width (at mirrors)	85.5
Overall Height (at roof panel/at antenna)	70.9 / 71.9
Front Track	63.9
Rear Track	64.1
Ground Clearance	8.1
Approach Angle (degrees)	16.3
Breakover Angle (degrees)	18.1
Departure Angle (degrees)	21.5
Cargo Volume Behind 2nd Row (cu ft)	47.7
Cargo Volume Behind 1st Row with Rear Seats Folded (cu ft)	84.5
Fuel Tank Capacity (gal)	24.6

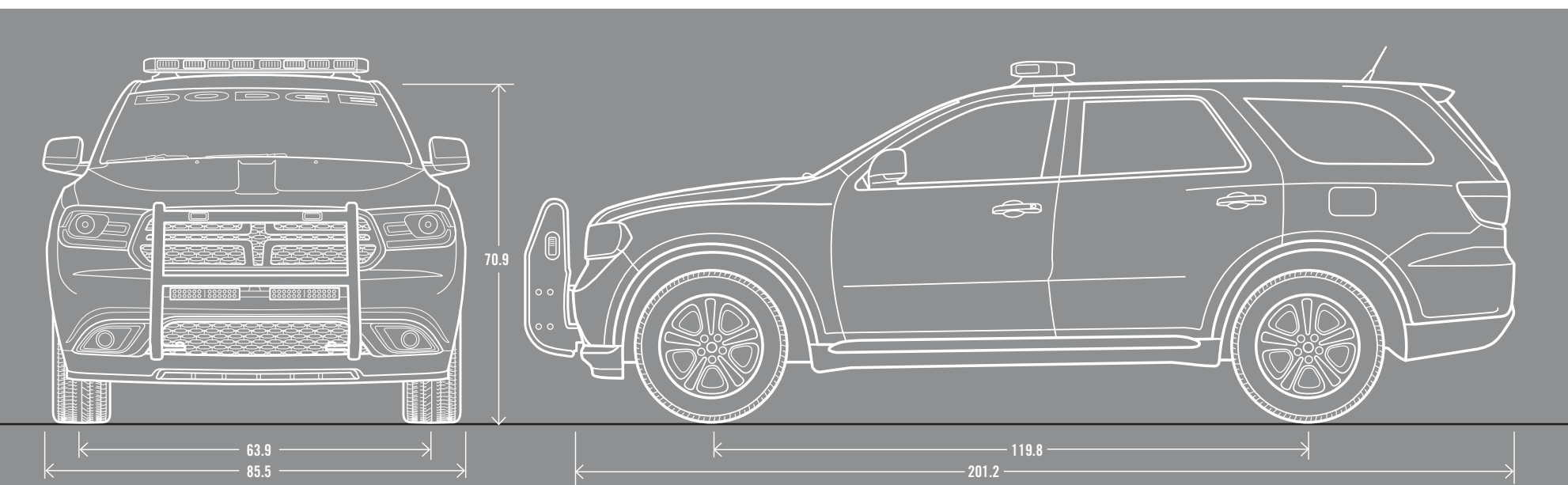
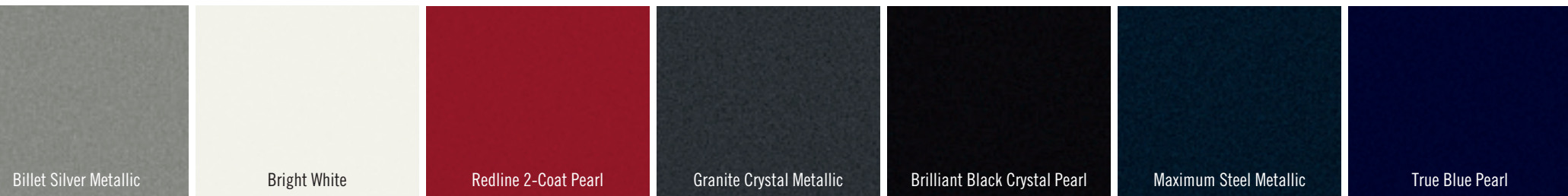
DIMENSIONS/SPECIFICATIONS*		
INTERIOR		
Seating Capacity (adults) — 1st/2nd Row	2 / 3	
Head Room — 1st/2nd Row	39.9 / 39.8	
Leg Room — 1st/2nd Row	40.3 / 38.6	
Shoulder Room — 1st/2nd Row	58.5 / 50.4	
Hip Room — 1st/2nd Row	57.0 / 42.8	
Trailer Towing (lb)		
	3.6L V6	6,200
RWD	5.7L V8	7,400
	3.6L V6	6,200
AWD	5.7L V8	7,200

*All dimensions are in inches unless otherwise noted.



18-inch Painted Tech Silver Standard (WPC)

EXTERIOR COLORS



RAM 1500 SPECIAL SERVICE

SELECTED FEATURES AND OPTIONS	
POWERTRAIN	
5.7L HEMI® V8 with VVT and Fuel Saver Technology (EZH) 6-speed Automatic (D61)	25D
MECHANICAL FEATURES	
Alternator — 220-amp	•
Axle — 3.55 ratio, standard; 3.92 ratio, available (DMD) (DMH)	•
Battery — 730-amp (BCN)	•
Engine Cooling — Heavy-duty (NMC)	•
Fuel Tank — 26-gallon, standard; 32-gallon, available (NFW) (NFX)	•
Shock Absorbers — Front and rear, heavy-duty (SFB) (SGB)	•
Smart Start Control — Prevents starter operation while engine is running	•
Stabilizer Bars — Front and rear (SHA) (SHF)	•
Steering — Electronic power rack and pinion (SBA)	•
Suspension — Front, upper and lower A-arms, coil springs, twin-tube shocks	•
— Rear, multilink, coil springs, twin-tube shocks	•
Trailer Hitch — Class IV with 4- and 7-pin harness connector (XFH)	•
Transfer Case — Electronic part-time (DH9)	•
Winch — Tire carrier (TBM)	•
EXTERIOR FEATURES	
Air Dam — Flexible 38-mm	•
Bed Rail Caps — Top covers for bed sides	•
Body Model — Crew Cab 5'7" box	•
Bumpers — Front and rear, Black (MB1) (MBN)	•
Door Handles — Black (MNA)	•
Fascia — Front, upper Black (MCL)	•
Glass — Tinted windows (GAC)	•
Grille — Black surround, Black hex-link (MFF)	•
Headlamps — Automatic (LMG)	•
— Quad lens, halogen (LME)	•
RamBox® Cargo Management System — Includes two locking, lighted, drainable bins, a cargo bed extender/divider and cargo rails with adjustable tie-down cleats (XB9)	0
Tailgate — Locking, removable, with lift assist (XJJ)	•

SELECTED FEATURES AND OPTIONS	
EXTERIOR FEATURES (CONTINUED)	
Tires — P265/70R17 BSW All-Season (TTM)	•
— LT265/70R17E OWL On/Off-Road (TXN)	0
— Spare, full-size (TBB)	•
Wheels — Steel spare	•
— 17- x 7-inch styled steel, painted Argent (WFP)	•
— 17- x 7-inch aluminum (included with Exterior Appearance Group) (WFE)	P
Windshield Wipers — Variable/intermittent (JHA)	•
INTERIOR FEATURES	
Air Conditioning (HAA)	•
Assist Handle — Driver and passenger-side (CSP)	•
Bezel — Center stack, Black (JBF)	•
Cluster — Instrument, with certified speedometer (JA4)	•
Defroster — Rear window (GFA)	0
Door Locks — Power (JPB)	•
Floor Covering — Heavy-duty vinyl (CKJ)	•
Lighting — Ambient, switches, interior mirror, Blue LED	•
— Courtesy, dome light, incandescent	•
Mirrors, Interior Rearview — Day/night manual (GNA)	•
Power Accessory Delay (JKY)	•
Power Outlet — Two, 12-volt auxiliary (JJJ)	•
— 115-volt auxiliary (JKV)	•
Seats — 10-way power driver's	•
— Cloth bucket front seats with 10-way power adjustment for driver, 115-volt auxiliary power outlet, center console delete, folding rear bench seat trimmed in vinyl (*D5)	•
— Cloth 40/20/40 front bench seat with 10-way power adjustment for driver, 115-volt auxiliary power outlet, folding rear seat trimmed in vinyl (*D7)	0
Speed Control (NHM)	•
Steering — Tilt column (SUA)	•
Steering Wheel — Urethane (SCF)	•
Storage — Rear, in-floor storage bins, two with removable liners (CB9)	•
— Rear, underseat compartment (CUE)	•

SELECTED FEATURES AND OPTIONS	
INTERIOR FEATURES (CONTINUED)	
Tip Start — One-step starting feature (XBN)	•
Turn Signal — One-touch/three-blink lane-change feature	•
Windows — Power, front and rear with driver's one-touch up and down (JP3)	•
UCONNECT® MULTIMEDIA	
Connectivity — Auxiliary input jack for mobile devices (included with (*D7) Bench Seat)	P
— 1.5-amp fully-functioning USB port (included with (*D7) Bench Seat)	P
Radio — Uconnect 3.0 AM/FM (RA1)	•
— Uconnect 5.0 AM/FM/Bluetooth® (RA2)	0
Speaker System — Six (RCG)	•
SAFETY & SECURITY	
Air Bags — Advanced multistage front ⁽⁵⁾ (CG3)	•
— Supplemental side-curtain ⁽⁵⁾ (CGS)	•
— Supplemental front-seat-mounted side ⁽⁵⁾ (CJ1)	•
Brake Override	•
Brakes — Power-assisted 4-wheel antilock disc (BRT)	•
Electronic Stability Control (ESC) ⁽²⁾ — Includes ABS, Brake Assist, All-Speed Traction Control, Rain Brake Support, Ready Alert Braking, Electronic Roll Mitigation, Hill Start Assist and Trailer Sway Damping ⁽²⁾ (BNB)	•
Seat Belts — Front, shoulder height-adjustable (CGD) (LAX)	•
Sentry Key® Theft Deterrent System — Engine immobilizer (GXX)	•
Tire Pressure Monitor with Display (XGM)	•
PACKAGE GROUPS	
Exterior Appearance Group — Includes chrome front and rear bumpers, chrome grille surround and 17-inch painted aluminum wheels (AED)	0
Special Service Group — Crew Cab 4x4 only; includes 5.7L HEMI V8 with 6-speed automatic transmission, 220-amp alternator, (*D5) cloth bucket front seats with rear vinyl bench seat, engine oil cooler, additional key fob, remote keyless entry, color-keyed instrument panel bezel, special certified instrument cluster, fixed rear window and auxiliary switches (AHB)	•
Remote Start and Security Group — Includes security alarm and Remote Start System (AJB)	0
• = Standard. P = Available within Package noted in parentheses. 0 = Optional. NOTE: Some features and/or applications may be late availability.	

SPECIFICATIONS

RAM 1500 SPECIAL SERVICE GROUP	
5.7L HEMI® V8 with MDS Fuel Saver and VVT: 395 hp and 410 lb-ft of torque	•
220-amp alternator (BAJ)	•
Low-back front cloth bucket seats with 10-way power driver's seat; vinyl fold-up rear bench seat (*D5)	•
Column-mounted shifter	•
115-volt auxiliary A/C outlet	•
Spot lamp wiring prep	•
Reinforced door hinges	•
Engine oil cooler (NHA)	•
Additional key fob (XCG)	•
Remote keyless entry (GXM)	•
Instrument cluster with certified speedometer and engine hour/idle meter (JA4)	•
Cruise control (NHM)	•
Unique headliner/auxiliary red/white dome lamp	•

• = Standard.



17-inch Argent Steel Standard (WFP)



17-inch Painted Aluminum Available (WFE)

DIMENSIONS ⁽¹⁾ /SPECIFICATIONS ⁽²⁾ RAM 1500 (SWB)	
EXTERIOR	CREW CAB 4x4
Wheelbase	140.5
Box Length	5'7"
Overall Length including Rear Bumper	229
Overall Height — Empty	77.5
Overall Width	79.4
Track (front/rear)	68.2 / 67.5
Tailgate Load Height	34.9
Max GVWR (lb)	6,900
Max Payload (lb)	1,550
Fuel Tank Capacity (gal)	26 / 32
Fuel Economy (city/highway) ⁽³⁾	13 / 19
INTERIOR	
Head Room (front/rear)	41 / 39.9
Hip Room (front/rear)	63.2 / 63.2
Shoulder Room (front/rear)	66 / 65.7
Leg Room (front/rear)	41.0 / 40.3
Seating Capacity (max)	6

DIMENSIONS ⁽¹⁾ /SPECIFICATIONS ⁽²⁾ RAM 1500 (SWB)	
RAM PICKUP 5'7" BOX⁽¹⁾	
Number of Stake Pockets (per side)	2
Back of Cab to Pickup Box	0.6
Maximum Length at Floor	67.4
Max Length with Open Tailgate	91.5
Depth of Box	20.1
Box Floor to Top of Cab	43.5
Back of Cab to Center of Rear Axle	28.0
Cargo Volume ⁽²⁾ (cu ft)	50.3
Width between Wheelhousings	51
Stake Pocket Size	2.0 x 1.3
Maximum Width Wall-to-Wall	66.4

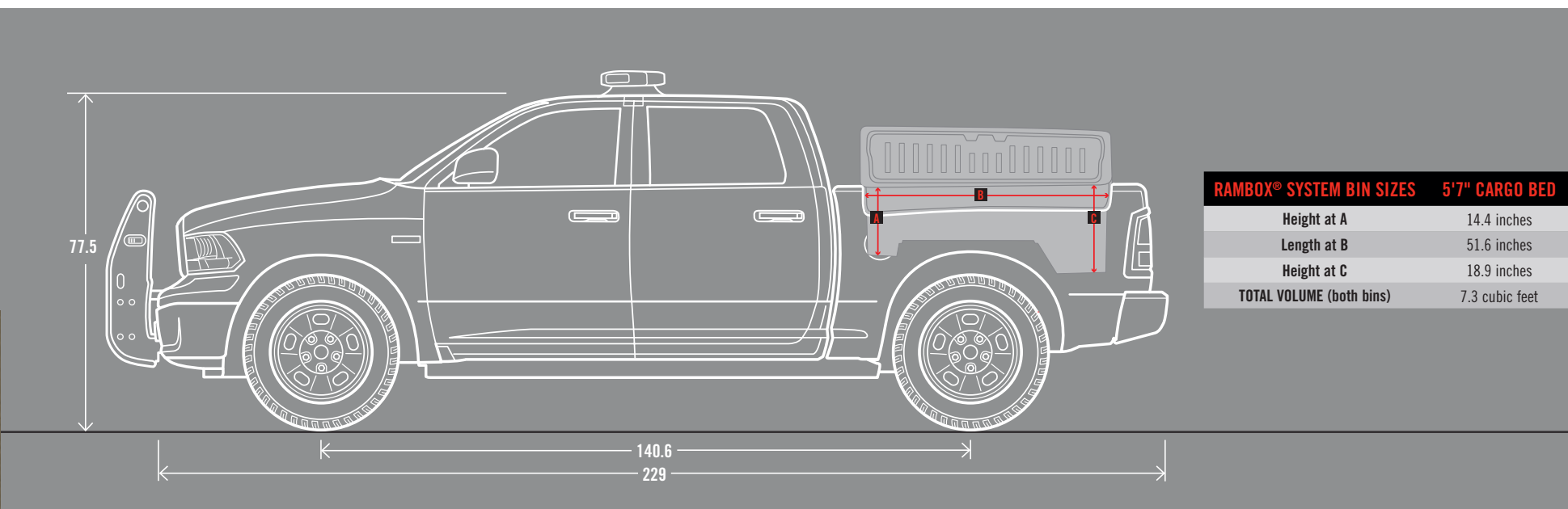

⁽¹⁾All dimensions are in inches unless otherwise noted. ⁽²⁾Manufacturer's estimate. Depending on powertrain combination; will vary depending on driving habits. ⁽³⁾All specifications shown are based on 2015 MY vehicle information.

	POWERTRAIN	
	TRANSMISSIONS	TRANSFER CASES
5.7L HEMI V8 with VVT and MDS Fuel Saver Technology 395 hp @ 5,600 rpm 410 lb-ft of torque @ 3,950 rpm	65RFE 6-SPEED AUTOMATIC	PART-TIME BW 44-45

•

•

EXTERIOR COLORS SPECIAL LOW-VOLUME PAINTS ARE ALSO AVAILABLE. SEE YOUR DEALER FOR DETAILS.



DODGE CHARGER PURSUIT

STANDARD FEATURES AND OPTIONS	3.6L	5.7L	5.7L AWD
MECHANICAL FEATURES			
3.6L Pentastar® V6 24V VVT Engine (ERB)	•		
5.7L HEMI® V8 VVT Engine with Fuel Saver Technology (EZH) — Includes 215-mm rear axle (DPP), high-speed engine controller (NZ5), P225/60R18 BSW Goodyear® Performance Tires (TWW) (included with (EZH) without (TWM) performance exhaust (NEA))		•	•
Five-speed AutoStick Automatic Transmission (DGJ)	•	•	
All-wheel Drive			•
Alternator — 220-amp (BAJ)	•	•	•
Automatic Headlamps (LMG)	•	•	•
Battery — 800-amp maintenance-free (BCF)	•	•	•
Brake Assist (BGE)	•	•	•
Brake/Park Interlock (XSL)	•	•	•
Electric Power Steering (SBL)	•	•	
Electro-hydraulic Power Steering (XXK)			•
Engine Block Heater (NHK)	0	0	0
Engine Hour Meter (XAX)	•	•	•
Engine Oil Cooler (NHA)	•	•	•
Fuel Tank — 18.5-gallon (NGA)	•	•	•
Heated Washer Fluid and De-icer (XPD)	•	•	•
Heavy-duty Suspension (SDB)	•	•	•
High-speed Engine Controller (NZ5) (packaged with 5.7-liter HEMI V8)		•	
Load-leveling and Height Control (SER)	•	•	•
Power Accessory Delay (JKY)	•	•	•
Power Steering Cooler (NHF)	•	•	•
Primary Speedometer — 160-mph (JCC)	•	•	•
Rear Axle — 195-mm (DR2)	•		
— 220-mm (DR3) (included with 5.7-liter HEMI V8)			•
— 230-mm (DR4) (included with AWD)			•
Rear Axle Ratio — 2.62 RWD (DLL)	•	•	
— 3.07 (DMM)	0	0	
Severe-duty Engine Cooling (XDK)	•	•	•
Tip Start (XBN)	•	•	•
WHEELS AND TIRES			
P225/60R18 BSW Goodyear Performance Tires (TWW)	•	•	•
P245/55R18 BSW Goodyear Performance Tires (TYL)	0	0	0
Full-size Spare (TBW) (includes vinyl trunk liner and cover (CKL))	•	•	•
Full-size Spare Delete (TBF) — Includes Tire Service Kit	F	F	F
18- x 7.5-inch Steel Wheels (WEJ) on RWD	•	•	

STANDARD FEATURES AND OPTIONS	3.6L	5.7L	5.7L AWD
WHEELS AND TIRES (CONTINUED)			
18- x 7.5-inch Steel Wheels (WEG) on AWD			•
Bright Hub Caps (WMH) (standard on (WEJ) and (WEG) wheel)	•	•	•
18-inch Wheel Covers (W8A) on RWD (included with Street Appearance Group (AEB))		O/P	O/P
18-inch Wheel Covers (W8B) on AWD (included with Street Appearance Group (AEB))			O/P
EXTERIOR FEATURES			
Acoustic Front-door Glass (GAP)		•	•
Acoustic Windshield (GAK)		•	•
All-wheel-drive Badge			•
Black Exterior Mirrors (LE4) (available with Police special paints (P76), (P79), (PB5), (PB8), (PS2) and (PWL))	P	P	P
Black Headlamp Bezels (MFA)	•	•	•
Body-color Door Handles (MNK) (not available with Police special paints (P76), (P79), (PB5), (PB8), (PS2) and (PWL))	•	•	•
Body-color Exterior Mirrors (LEP) (not available with Police special paints (P76), (P79), (PB5), (PB8), (PS2) or (PWL))	•	•	•
Body-color Lower Bodyside Cladding (MRC)	•	•	•
Capless Fuel Filler (XJM)	•	•	•
Cargo Compartment Dress-up (CKM)	•	•	•
Charger Badge (MT1)	•	•	•
Dual Rear Exhaust (NER)	•	•	•
Dual-note Electric Horns (JJB)	•	•	•
Equipment Mounting Bracket (XFX) (requires (CUM); not available with (CUF) or (CUG))	0	0	0
Front and Rear Solar-Control Glass (GBC)	•	•	•
Front License Plate Bracket (MDA)	•	•	•
Gloss Black Grille with Gloss Black Crosshairs (MAE)	•	•	•
Lights and Lamps — Bifunctional halogen projector headlamps (LMC)	•	•	•
— Black left spot lamp (LNF)	0	0	0
— CHMSL lamp (LPA)	•	•	•
— LED spot lamps (LNX) (requires LNF)	0	0	0
— Matching right spot lamp (LNA) (requires LNF)	0	0	0
— Underhood lamp (LDA)	•	•	•
Spare Tire Relocation Bracket (TBH)	0	0	0
Variable/Intermittent Windshield Wipers (JHA)	•	•	•
White Graphics — All doors (M2C)	F	F	F
— Deck lid (M3H)	F	F	F
— Front doors (M2B)	F	F	F
— Hood (M3F)	F	F	F
— Roof (M3G)	F	F	F

STANDARD FEATURES AND OPTIONS	3.6L	5.7L	5.7L AWD
INTERIOR FEATURES			
Air Conditioning with Dual-Zone Temperature Control (HAD)	•	•	•
Air Filtering (JMA)	•	•	•
Black Interior Accents (XSB)	•	•	•
Column-mounted Automatic Shift Lever (CV8)	•	•	•
Compass Gauge (JFA)	•	•	•
Deactivate Rear Doors and Windows (CW6)	F	F	F
Floor Covering — Black vinyl (CKJ) not available with (AEB)		•	•
— Delete carpet (CK9) (requires (AEB) and (CKJ) includes (CM8))	F	F	F
— Floor carpet (CKD) (includes (CLZ))	0	0	0
— Front and rear floor mats (CLZ) (included with (CKD))	P	P	P
Front Height-adjustable Shoulder Belts (CGD)	•	•	•
Instrument Cluster with Tachometer (JAY)	•	•	•
Integrated Window Antenna (RDL)	•	•	•
Leather-wrapped Steering Wheel (SCV)	•	•	•
Lighting, Interior — Front dome lamp (LCK)	•	•	•
— Front reading/map lamps (LBG) (included with (AEB))	0	0	0
— Glove box lamp (LBC)	•	•	•
— Trunk lamp (LDC)	•	•	•
Mirrors — Power, heated with manual foldaway (GUK) (included in (AEB))	F	F	F
— Power mirrors with manual foldaway (GTF)	•	•	•
— Rearview day/night mirror with microphone (GR4)	•	•	•
Non-adjustable Pedals (XAB)	•	•	•
Outside Temperature Display (LAH)	•	•	•
Passenger Assist Handles (CSR)	•	•	•
Power Adjustable Pedals — Included with Convenience Group I (AHM)	0	0	0
Power Front Driver and Passenger Seats (JPT/JRN) — Included with Convenience Group I (AHM)	0	0	0
Power Front Windows with One-touch Up and Down (JP3)	•	•	•
Power Trunk Lid Release (JPC)	•	•	•
Rear Window Defroster (GFA)	•	•	•
Remote Fuel Door Release (JKD)	•	•	•
Seats — Fixed rear (CFW)	•	•	•
— Heavy-duty cloth bucket and rear bench (*C8)	•	•	•
— Heavy-duty cloth bucket with vinyl rear (*X5)	F	F	F
— Power six-way driver's (JPS)	•	•	•
Solar-Control Glass (GAM)	•	•	•
Speed Control (NHM)	•	•	•
Spot Lamp Prep (LNQ)	•	•	•

STANDARD FEATURES AND OPTIONS	3.6L	5.7L	5.7L AWD
INTERIOR FEATURES (CONTINUED)			
Sun Visors with Illuminated Vanity Mirrors (GNC)	•	•	•
Tilt/Limited Telescoping Steering Column (SUE)	•	•	•
Tire Pressure Monitoring Display (XGM)	•	•	•
UCONNECT® MULTIMEDIA			
Audio Jack Input for Mobile Devices (RSU)	•	•	•
Customer-defined Color Display Monitor (LAT)	•	•	•
Five-inch Touchscreen Display (RFU)	•	•	•
Remote USB Port (RSX)	•	•	•
Six Speakers (RCG)	•	•	•
Steering Wheel-mounted Audio Controls (RDZ)	•	•	•
Twelve-volt Center Console Power Outlet (JKW)	•	•	•
Uconnect 5.0 AM/FM/Bluetooth® Media Hub (SD card reader/ USB port/auxiliary jack) (RAZ) Integrated Voice Command ⁽³⁾ with Bluetooth	•	•	•
KEYS			
Additional Non Key-Alike Fobs (GXQ) (not available with (GXA), (GXE), (GXF) or (GXG))	F	F	F
Entire Fleet-Alike Key — (FREQ 1) (GXF) (not available with (GXG), (GXA) or (GXE))	F	F	F
— (FREQ 2) (GXA) (not available with (GXE), (GXF), or (GXG))	F	F	F
— (FREQ 3) (GXE) (not available with (GXF), (GXA) or (GXG))	F	F	F
— (FREQ 4) (not available with (GXF), (GXA), (GXG) or (GXE))	F	F	F
CONSOLES			
Full-length Floor Console (CUF) — Included with Street Appearance Group (AEB)	P	P	P
Mini Floor Console (CUM)	•	•	•
Police Floor Console (CUG)	F	F	F
SAFETY & SECURITY			
Advanced Multistage Front Air Bags ⁽⁵⁾ (CG3)	•	•	•
All-Speed Traction Control (BNP)	•	•	•
Center Rear Three-point Seat Belt (CG6)	•	•	•
Child Seat Anchor System (LATCH) (CF4)	•	•	•
Daytime Running Headlamps, Dedicated (LM5)	•	•	•
Driver and Passenger-seat Anti-stab Panels (CBT)	F	F	F
Electronic Stability Control (ESC) ⁽²⁾ (BNB)	•	•	•
Front-passenger Seat Belt Alert (LAX)	•	•	•
Hill Start Assist (BNG)	•	•	•
Hydraulic Assist Brake Booster (BPT)	•	•	•
Inside Emergency Trunk Lid Release (JKK)	•	•	•

STANDARD FEATURES AND OPTIONS	3.6L	5.7L	5.7L AWD
SAFETY & SECURITY (CONTINUED)			
Keyless Enter 'n Go™ (GX4)	•	•	•
ParkSense® Rear Park Assist ⁽⁴⁾ System (XAA) (included with Fleet Park Assist Group (AMV))	0	0	0
Police ABS Four-wheel Heavy-duty Disc Brakes (BR9) (includes All-Speed Traction Control (BMP))	•	•	•
Rain Brake Support (BHC)	•	•	•
Reactive Head Restraints ⁽⁶⁾ (CBD)	•	•	•
Ready Alert Braking (BHD)	•	•	•
Rear-door Child Protection Locks (GXT)	•	•	•
Remote Proximity Keyless Entry (GXD)	•	•	•
Secure Park (AXR)	•	•	•
Security Alarm (LSA)	F	F	F
Sentry Key® — Theft Deterrent System (GXX)	•	•	•
Speed-sensitive Power Locks (JPH)	•	•	•
Supplemental Front Seat-mounted Side Air Bags ⁽⁵⁾ (CJ1)	•	•	•
Supplemental Side-curtain Front and Rear Air Bags ⁽⁵⁾ (CJ2)	•	•	•
PACKAGES & EQUIPMENT GROUPS			
Convenience Group I (AHM) — Includes power adjustable pedals (XAP), power driver and front-passenger seats (JPT), and power driver/passenger four-way lumbar adjuster (JRN)	F	F	F
Driver- and Passenger-side Ballistic Door Panels (XDV/XDG)	F	F	F
Fleet Park Assist Group (AMV) — Includes ParkSense Rear Park Assist ⁽⁴⁾ System (XAA) with ParkView® Rear Back-Up Camera ⁽⁴⁾ (XAC)	F	F	F
Max Flow Package (AYJ) — Includes lower grille texture — Police	F	F	F
Patrol Package Base Prep (AYE) — Includes front and rear wire harness (XPW), Power Distribution Center (PDC) (XWK), siren speaker and bracket (XWP), trunk tray and cooling fan (XWQ)	F	F	F
Patrol Package Wiring Prep Package (AYW) — Includes front and rear wire harness and PDC	F	F	F
Police Group (AHB)	•	•	•
Special Service Group (AHV)	•	•	•
Street Appearance Group (AEB) — Includes 18-inch wheel covers (W8A), exterior mirrors with heating element (NHJ), front/rear climate control outlets (XGA), front reading/map lamps (LBG), full-length floor console (CUF), illuminated front cup holders (CWP) and power, heated mirrors with manual foldaway (GUK) (requires Redline Red Tri-Coat, Bright White, Pitch Black, Granite Crystal Metallic, Billet Silver Metallic, Jazz Blue, Ivory Tri-Coat or Phantom Black Tri-Coat Pearl)	0	0	0

• = Standard. F = Fleet. 0 = Optional. P = Available within Package noted in parentheses.



RWD 18-inch Steel Wheel (WEJ)

RWD 18-inch Wheel Covers (not shown) Available (W8A)



AWD 18-inch Steel Wheel (WEG)

AWD 18-inch Wheel Covers (not shown) Available (W8B)

EXTERIOR COLORS



CHARGER PURSUIT SPECIFICATIONS

CHARGER PURSUIT (27A/29A)

Generous interior space both front and rear for driver and passengers, sculpted front seats that accommodate a full duty belt and a cavernous trunk. Ready to roll, Dodge Charger Pursuit offers total capability and capacity to do the job right.

CRITICAL MEASURES

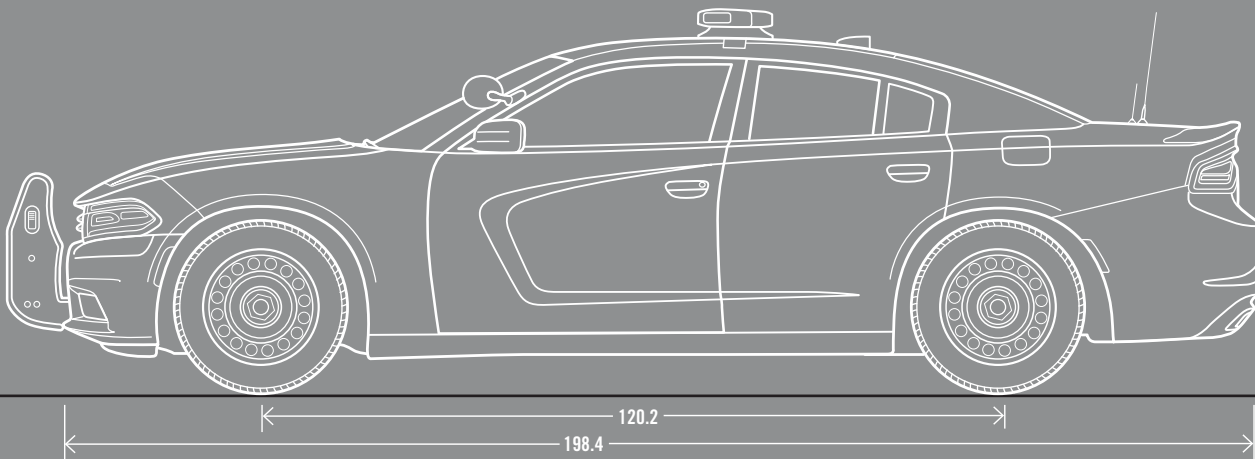
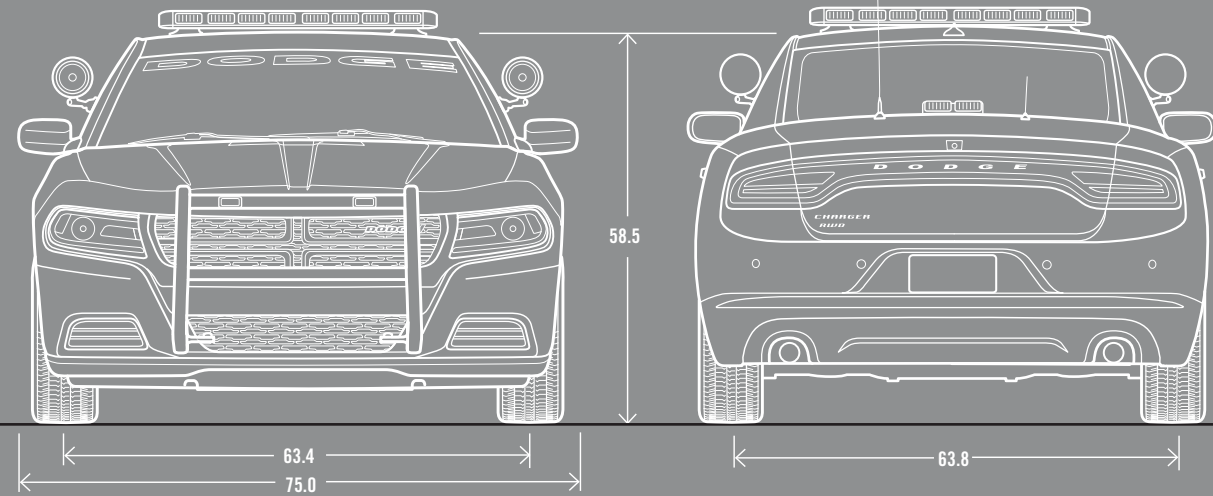
EPA Passenger Volume (cu ft)	104.7
EPA Total Volume Index (cu ft)	121.2
EPA Trunk Volume (cu ft)	16.5
Fuel Tank Capacity (gal)	18.5
Turning Diameter (ft) (RWD / AWD)	37.7 / 38.7
Axle Ratios (:1)	
3.6L V6 (std / opt)	2.62 / 3.07
5.7L V8 RWD (std / opt)	2.62 / 3.07
5.7L V8 AWD	3.07
Head Room	
— Front	38.6
— Rear	36.6
Shoulder Room	
— Front	59.5
— Rear	57.9
Hip Room	
— Front	56.2
— Rear	56.1
Leg Room	
— Front	41.8
— Rear	40.1
Seating Capacity	
— Front	2 adults
— Rear	3 adults

DIMENSIONS/SPECIFICATIONS*

EXTERIOR

Wheelbase	120.2	
Overall Length	198.4	
Overall Height	58.5	
Overall Width	75.0	
Front Track	63.4	
Rear Track	63.8	
	3.6L V6 RWD	4,119
Curb Weight (lb, est)	5.7L V8 RWD	4,332
	5.7L V8 AWD	4,485
Ground Clearance	5.1	
Fuel Tank Capacity (gal)	18.5	
Turning Diameter (ft) (RWD / AWD)	37.7 / 38.7	
Axle Ratio (std) (RWD / AWD)	2.62 / 3.07	

*All dimensions are in inches unless otherwise noted.



SERVING WITH STRENGTH, SAFETY AND
SECURITY

OUR LAW IS FOUNDED ON THE STRENGTH OF OUR COMMITMENT | EMPLOYING HIGHER TECHNOLOGY FOR GREATER AUTHORITY
 LAYING DOWN THE LAW: — PERFORMANCE — SAFETY — INTEGRITY | UNCOMPROMISING PRINCIPLES MEET UNSTOPPABLE
 PERFORMANCE | SAFELY PROTECTING THOSE WHO PROTECT AND SERVE | THE NEW BENCHMARK FOR SPECIAL SERVICE VEHICLES.

